

READY TO RACE

EN

CHECKMATE

KTM ENDURO RANGE 2023

KTM



EXTREME TERRAIN



CONQUERED



KTM EXC RANGE

MAKE YOUR MOVE

OWN YOUR LINE

Enduro is all about commitment. For the rider, it's a constant conflict between stamina and willpower, pushing past human limits. For the motorcycle, it's about performance, handling, and unwavering focus in the pursuit of the

podium. The 2023 KTM EXC range brings together a dynamic combination of race-bred performance, ergonomics, and technology ready to tackle any terrain. You bring determination. KTM brings the machinery.



KTM EXC RANGE

BORN TO RACE

ENGINEERED TO WIN

Engineered with learnings from decades of racing at the highest level of enduro competition, the 2023 KTM EXC model range has one goal - to win races. Boasting race-refined WP XPLOR suspension, hardcore componentry and class-leading electronics, podiums come as standard.



100% READY TO RACE

Just like the KTM Factory Racing weapons, the 2023 KTM EXC range features a race-inspired orange-coated chromoly steel frame. Not only does this look the part, but provides the perfect backbone to set off the 2023 graphics pack.



A BOLD NEW STATEMENT

Striking and instantly recognizable, an all-new graphic design and a white, purple and orange color scheme come together into a seamlessly blended palette. This color scheme was specifically chosen by the designers to pay homage to the early 90s enduro models, setting the 2023 KTM EXC range well apart from anything else on the starting line.



UNMATCHED AGILITY

No matter if the trail calls for steep, rocky inclines, wooded forest slaloms, or deep sandy ruts, the KTM EXC range is built around a class-leading, lightweight chassis that allows for lightning-quick steering, agility, and peak rider confidence.



RACE-SPEC SUSPENSION

Adjustable WP XPLOR suspension once again sets the standard when it comes to attacking extreme terrain. With a focus on steep, harsh topography and high-speed sections, both the front fork and PDS shock are factory-set to maintain a firm, consistent feel providing riders with the confidence to go harder, faster, for longer.



KTM 350 EXC-F



KTM 300 EXC

THE UNDISPUTED CHAMPION

The KTM 300 EXC sits atop the KTM 2-Stroke enduro range with unmatched pedigree and race-winning accolades. For true hard enduro specialists and weekend racers alike, the KTM 300 EXC represents the very best of the best. Delivering a combination of

ultra-lightweight handling, buttery smooth power delivery at low RPMs and a screaming top end, the KTM 300 EXC is ready to tackle every extreme trail on its way to the top of the podium.

2-STROKE

LONG LIVE THE 2-STROKE

UNSTOPPABLE MOMENTUM

The 2023 KTM EXC 2-Stroke range has all enduro bases covered. At the entry-level sits the KTM 150 EXC, boasting lightweight agility and full-fat competition readiness. In the mid-pack, the KTM 250 EXC presents itself as the outright speed machine, with the legendary KTM 300 EXC taking the top step of the podium. All three machines benefit from Transfer Port Injection (TPI) technology, optimal gearing and 100% pure READY TO RACE credentials.



KTM 150 EXC



KTM 250 EXC

DEVELOPED TO CONQUER ANY CONDITION

CLASS-LEADING BRAKES

Not only is the 2023 KTM EXC range the fastest when the going gets tough – it also leads the way when it comes to slowing down. Equipped with the very best offroad braking systems BREMBO has to offer, each model in the range leads the way when it comes to scrubbing off speed, boasting unmatched braking feel, reliability, and wear.

TPI TECHNOLOGY

Featured across the KTM EXC 2-Stroke range, the Transfer Port Injection (TPI) system makes use of two fuel injectors that spray the optimal amount of fuel into the rear transfer ports. This downstream injection guarantees excellent atomization of the fuel with the upstreaming airflow, resulting in a highly efficient burn rate and significantly reduced losses from unburned fuel. In layman's terms; better fuel consumption compared to carburetors and jetting that doesn't get compromised by changes in altitude.



4-STROKE



KTM 350 EXC-F

4-STROKE PERFECTION

A legend in its own right, the KTM 350 EXC-F has become a fan-favorite due to its 250-like agility and 450-like power. For 2023, the KTM 350 EXC-F maintains this versatility,

delivering zero compromises in performance, handling, and legacy, not to mention factory-racing style thanks to its new orange-coated frame.

4-STROKE

SPEED AND POWER

A LETHAL COMBINATION

Fast, wide-open areas beware - the 2023 KTM EXC-F range is poised for maximum attack. Built to dominate the faster sections of extreme enduro races, but still providing all-terrain usability in the technical sections, the KTM 4-Stroke range delivers maximum competitive ability, with minimum rider fatigue.



KTM 500 EXC-F



KTM 450 EXC-F

OVERPOWER ALL OBSTACLES

ENGINES

KTM's fuel-injected 4-Stroke engines are the most refined, compact and powerful on the market. From the never-say-die KTM 250 EXC-F, to the KTM 500 EXC-F powerhouse, the KTM 4-Stroke engines sit on the top step of the 4-Stroke powerplant podium.







KTM EXC SIX DAYS

FLY THE FLAG

KTM EXC SIX DAYS 2023

As a special tribute to the FIM International Six Days Enduro in France, and boasting the very latest in innovation, the 2023 KTM EXC SIX DAYS models are the most dedicated, READY TO RACE enduro motorcycles available on the market today.



➤ SCAN THE QR CODE TO VIEW THE COMPLETE KTM EXC SIX DAYS RANGE





KTM POWERPARTS

BOLT-ON PERFORMANCE

Using materials sourced from the world of top-level offroad racing, such as carbon fiber, titanium and high-strength anodization processes, each item in the KTM PowerParts list has been engineered for racing at the highest level.

01 FMF TITAN POWERCORE 2.1 SILENCER

Fully made of high-grade treated titanium that allows enriched sound and extremely low weight compared to the stock silencer.

02 FACTORY FRONT WHEEL

Anodized D.I.D DirtStar rim, developed to produce the ideal compromise between rigidity and flexibility.

03 AKRAPOVIČ "RACING LINE"

Akrapovič Racing Line silencer offers more power and torque, uncompromising factory racing looks, and substantial weight savings.

04 FACTORY RACING TRIPLE CLAMP

Manufactured from the highest-grade aluminum and tuned to produce perfect steering stem stiffness and flexibility – adapted precisely to the WP fork.



➤ SCAN THE QR CODE TO VIEW THE ENTIRE KTM POWERPARTS RANGE



B/C

E

KTM POWERWEAR

WORN WITH INTENT

KTM PowerWear has been designed to allow for the highest levels of performance, protection and mobility for all offroad riders and racers.

A DEFENDER GEAR

High-quality premium offroad gear, featuring mesh lining throughout with optimum ventilation for impressive comfort, and laminated water-resistant fabric for when the weather turns on the ride.

B STRYCKER HELMET

Lightweight offroad helmet with elaborate ventilation system made exclusively for KTM by AIROH.

C FURY MX GOGGLES

Advanced offroad goggles with dedicated moisture management thanks to the three layer and fleece foam lining.

D TECH 7 EXC BOOTS

Made exclusively for enduro riding, with a non-slip two-component sole and a stainless steel heel and toe protection.

E RACETECH SHIRT

Robust quality and lightweight with breathable mesh panels for optimum ventilation, along with taped sleeve cuffs and elastic mesh collar.



B/C

A


A

D




➤ **SCAN THE QR CODE TO VIEW THE
ENTIRE KTM POWERWEAR RANGE**

TECHNICAL DATA



KTM 150 EXC

| | | | |
|-------------------------------|---|--|--|
| ENGINE (LIQUID COOLED) | | | |
| ENGINE TYPE | Single-cylinder, 2-stroke, Exhaust control | Single-cylinder, 2-stroke, Exhaust control | Single-cylinder, 2-stroke, Exhaust control |
| ENGINE MANAGEMENT | Continental TPI System | Continental TPI System | Continental TPI System |
| DISPLACEMENT | 143.99 cc | 249 cc | 293.2 cc |
| BORE X STROKE | 58 mm x 54.5 mm | 66.4 mm x 72 mm | 72 mm x 72 mm |
| COMPRESSION RATIO | - | - | - |
| STARTER/BATTERY | E-starter & kick-starter system/Lithium Ion 12V/2Ah | E-starter/Lithium Ion 12V/2Ah | E-starter/Lithium Ion 12V/2Ah |
| FUEL SYSTEM | Dellorto throttle body Ø 39 mm | Dellorto throttle body Ø 39 mm | Dellorto throttle body Ø 39 mm |



KTM 250 EXC



KTM 300 EXC

TRANSMISSION

| | | | |
|---------------------------|---|--|--|
| CLUTCH | Wet multi-disc DS clutch, Brembo hydraulics | Wet multi-disc DDS clutch, Brembo hydraulics | Wet multi-disc DDS clutch, Brembo hydraulics |
| LUBRICATION | Electronically regulated oil pump | Electronically regulated oil pump | Electronically regulated oil pump |
| GEARBOX | 6 gears | 6 gears | 6 gears |
| GEAR RATIOS | 12:33 15:31 17:28 19:26 21:25 20:20 | 14:32 16:26 20:25 22:23 25:22 26:20 | 14:32 16:26 20:25 22:23 25:22 26:20 |
| PRIMARY RATIO/FINAL DRIVE | 23:73/13:48 (13:50) | 26:73/14:52 (13:52) | 26:73/14:50 (13:52) |
| CHAIN | X-Ring 5/8 x 1/4" | X-Ring 5/8 x 1/4" | X-Ring 5/8 x 1/4" |

CHASSIS & BRAKES


| | | | |
|------------------------------|------------------------------------|------------------------------------|------------------------------------|
| FRAME | Central double-cradle-type 25CrMo4 | Central double-cradle-type 25CrMo4 | Central double-cradle-type 25CrMo4 |
| SUBFRAME | Aluminum | Aluminum | Aluminum |
| HANDLEBAR | NEKEN, Aluminum Ø 28/22 mm | NEKEN, Aluminum Ø 28/22 mm | NEKEN, Aluminum Ø 28/22 mm |
| STEERING HEAD ANGLE | 63.5° | 63.5° | 63.5° |
| TRIPLE CLAMP OFFSET | 22 mm | 22 mm | 22 mm |
| MUFFLER | Aluminum | Aluminum | Aluminum |
| FRONT SUSPENSION | WP XPLOR USD fork, Ø 48 mm | WP XPLOR USD fork, Ø 48 mm | WP XPLOR USD fork, Ø 48 mm |
| REAR SUSPENSION | WP XPLOR shock absorber with PDS | WP XPLOR shock absorber with PDS | WP XPLOR shock absorber with PDS |
| SUSPENSION TRAVEL FRONT/REAR | 300 mm/310 mm | 300 mm/310 mm | 300 mm/310 mm |
| WHEELBASE | 1,482 mm ± 10 mm | 1,482 mm ± 10 mm | 1,482 mm ± 10 mm |
| RIMS FRONT/REAR | 1.60 x 21"; 2.15 x 18" Giant | 1.60 x 21"; 2.15 x 18" Giant | 1.60 x 21"; 2.15 x 18" Giant |
| TIRES FRONT/REAR | 90/90-21"; 140/80-18" | 90/90-21"; 140/80-18" | 90/90-21"; 140/80-18" |
| BRAKE FRONT/REAR | Disc brake Ø 260/220 mm | Disc brake Ø 260/220 mm | Disc brake Ø 260/220 mm |

DIMENSIONS & WEIGHT

| | | | |
|------------------------------|------------------|------------------|------------------|
| SEAT HEIGHT/GROUND CLEARANCE | 960 mm/370 mm | 960 mm/370 mm | 960 mm/370 mm |
| TANK CAPACITY | approx. 9 liters | approx. 9 liters | approx. 9 liters |
| DRY WEIGHT | approx. 96.8 kg | approx. 103.4 kg | approx. 103.4 kg |


SIX DAYS EDITION AVAILABLE

SIX DAYS & ERZBERGRODEO EDITIONS AVAILABLE




KTM 250 EXC-F


| | | | |
|--|--|--|--|
| Single-cylinder, 4-stroke, 4V/DOHC with finger followers | Single-cylinder, 4-stroke, 4V/DOHC with finger followers | Single-cylinder, 4-stroke, 4V/OHC with rocker arms | Single-cylinder, 4-stroke, 4V/OHC with rocker arms |
| Keihin EMS | Keihin EMS | Keihin EMS | Keihin EMS |
| 249.91 cc | 349.7 cc | 449.9 cc | 510.9 cc |
| 78 mm x 52.3 mm | 88 mm x 57.5 mm | 95 mm x 63.4 mm | 95 mm x 72 mm |
| 13.8:1 | 13.5:1 | 12.75:1 | 12.75:1 |
| E-starter/Lithium Ion 12V/2Ah | E-starter/Lithium Ion 12V/2Ah | E-starter/Lithium Ion 12V/2Ah | E-starter/Lithium Ion 12V/2Ah |
| Keihin throttle body Ø 42 mm | Keihin throttle body Ø 42 mm | Keihin throttle body Ø 42 mm | Keihin throttle body Ø 42 mm |



KTM 350 EXC-F



KTM 450 EXC-F



KTM 500 EXC-F

| | | | |
|--|--|--|--|
| Wet multi-disc DDS clutch, Brembo hydraulics | Wet multi-disc DDS clutch, Brembo hydraulics | Wet multi-disc DDS clutch, Brembo hydraulics | Wet multi-disc DDS clutch, Brembo hydraulics |
| Pressure lubrication with 2 oil pumps | Pressure lubrication with 2 oil pumps | Pressure lubrication with 2 oil pumps | Pressure lubrication with 2 oil pumps |
| 6 gears | 6 gears | 6 gears | 6 gears |
| 13:32 16:30 16:24 23:28 23:23 26:20 | 14:32 16:26 20:25 22:23 25:22 26:20 | 14:36 17:32 19:28 22:26 23:24 26:21 | 14:36 17:32 19:28 22:26 23:24 26:21 |
| 24:73/14:52 (13:52) | 24:73/14:52 (13:52) | 31:76/14:52 (13:52) | 31:76/14:50 (13:50) |
| X-Ring 5/8 x 1/4" | X-Ring 5/8 x 1/4" | X-Ring 5/8 x 1/4" | X-Ring 5/8 x 1/4" |

| | | | |
|------------------------------------|------------------------------------|------------------------------------|------------------------------------|
| Central double-cradle-type 25CrMo4 | Central double-cradle-type 25CrMo4 | Central double-cradle-type 25CrMo4 | Central double-cradle-type 25CrMo4 |
| Aluminum | Aluminum | Aluminum | Aluminum |
| NEKEN, Aluminum Ø 28/22 mm | NEKEN, Aluminum Ø 28/22 mm | NEKEN, Aluminum Ø 28/22 mm | NEKEN, Aluminum Ø 28/22 mm |
| 63.5° | 63.5° | 63.5° | 63.5° |
| 22 mm | 22 mm | 22 mm | 22 mm |
| Aluminum | Aluminum | Aluminum | Aluminum |
| WP XPLOR USD fork, Ø 48 mm | WP XPLOR USD fork, Ø 48 mm | WP XPLOR USD fork, Ø 48 mm | WP XPLOR USD fork, Ø 48 mm |
| WP XPLOR shock absorber with PDS | WP XPLOR shock absorber with PDS | WP XPLOR shock absorber with PDS | WP XPLOR shock absorber with PDS |
| 300 mm/310 mm | 300 mm/310 mm | 300 mm/310 mm | 300 mm/310 mm |
| 1,482 mm ± 10 mm | 1,482 mm ± 10 mm | 1,482 mm ± 10 mm | 1,482 mm ± 10 mm |
| 1.60 x 21"; 2.15 x 18" Giant | 1.60 x 21"; 2.15 x 18" Giant | 1.60 x 21"; 2.15 x 18" Giant | 1.60 x 21"; 2.15 x 18" Giant |
| 90/90-21"; 140/80-18" | 90/90-21"; 140/80-18" | 90/90-21"; 140/80-18" | 90/90-21"; 140/80-18" |
| Disc brake Ø 260/220 mm | Disc brake Ø 260/220 mm | Disc brake Ø 260/220 mm | Disc brake Ø 260/220 mm |

| | | | |
|------------------|------------------|--------------------|--------------------|
| 960 mm/355 mm | 960 mm/355 mm | 960 mm/355 mm | 960 mm/355 mm |
| approx. 9 liters | approx. 9 liters | approx. 9.2 liters | approx. 9.2 liters |
| approx. 103 kg | approx. 103.8 kg | approx. 105.5 kg | approx. 105.6 kg |

SIX DAYS EDITION AVAILABLE

SIX DAYS EDITION AVAILABLE

SIX DAYS EDITION AVAILABLE

SIX DAYS EDITION AVAILABLE





YOUR ENDURO JOURNEY STARTS HERE

There has never been a better time to get onto a 2023 KTM EXC motorcycle. With a range of models to cater to every experience level, as well as proven pre and after-sales products, your journey to new extremes starts here.

Get all the information at [KTM.COM](https://www.ktm.com)



KTM FINANCE

Financing your ride couldn't possibly be any easier. With KTM's financial partner, finding yourself seated on the bike of your dreams is simpler than you could've ever imagined. Motorcycle specific, individually tailored financial solutions enable you to race off in no time. Contact your authorized KTM dealer for more information.

KTM Finance might not be available for all markets.
Please ask your local authorized KTM dealer about the offers and conditions in your country.

KTM.COM



* 2 0 2 3 0 0 0 1 E N *

KTM SPORTMOTORCYCLE GMBH
5230 MATTIGHOFEN, AUSTRIA ©2022

LEGAL DISCLAIMER

Do not imitate! The riders illustrated are professional motorcycle riders. The photos were taken on closed racing circuits or closed roads. KTM wishes to make all motorcyclists aware that they need to wear the prescribed protective gear and always ride in a responsible manner in accordance with the relevant and applicable provisions of the road traffic regulations.

Only the homologated versions of the motorbikes promoted in this brochure are suitable for road use. The warnings and hazard notices in the owner's manual must be observed without fail when purchasing a motorcycle and using it for the first time (especially the prescribed speed limits). Some items in the KTM PowerParts product line are not approved for use on public roads in certain circumstances (varies from country to country). Please contact your KTM dealer for further information. The illustrated vehicles may vary in selected details from the production models and some illustrations feature optional equipment available at additional cost. All information concerning the scope of supply, appearance, services, dimensions and weights is non-binding and specified with the proviso that mistakes, printing, setting and typing errors may occur; such information is subject to change without notice. Please note that model specifications may vary from country to country.

